

Types of Carburetors

□ How they work

This presentation is from Virginia Tech and has not been edited by the Georgia Curriculum Office.



Performance Objectives

- Students will be able to list and describe the common types of small engine carburetors and their applications.
-

Enabling Objectives

- Given the instruction in class the student will correctly identify and describe the principles of operation of the three common types of small engine carburetors.
 - Natural or side draft
 - Updraft
 - Downdraft
-

Interest Approach

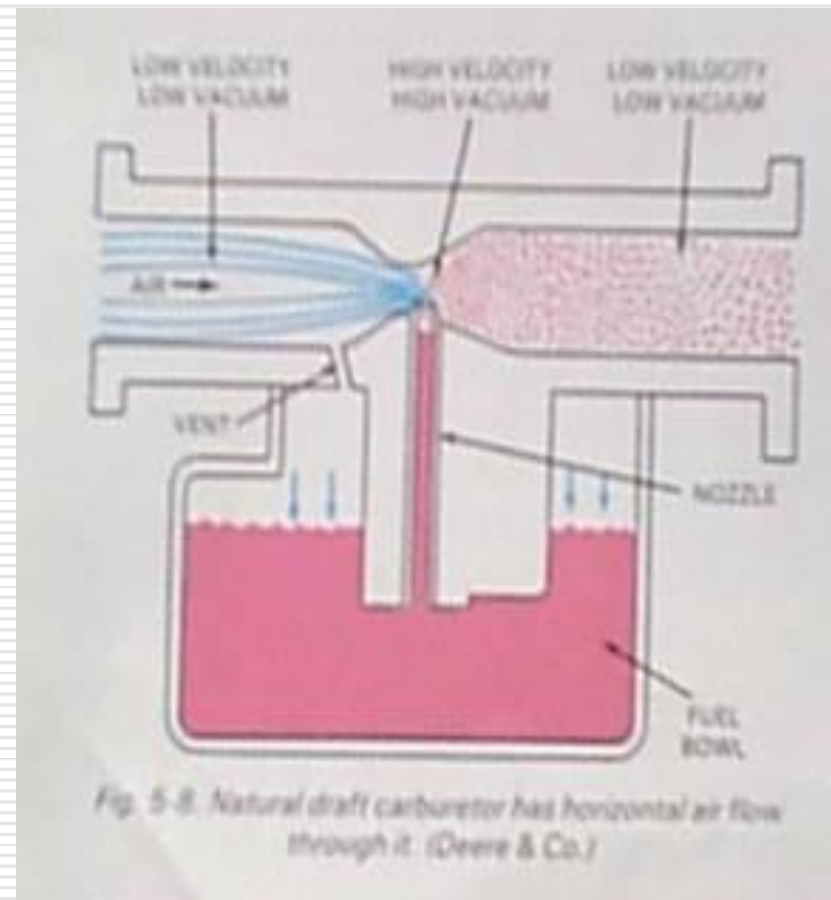
- How many of you know where the carburetor is located on your lawn mower?
 - Is it above or below the gas tank?
 - Does it really matter where it is located in relation to how it works?
-

Types of Carburetors

- In this unit we will discuss three common types of carburetors. They are the:
 - Natural or side draft
 - Updraft
 - Downdraft
-

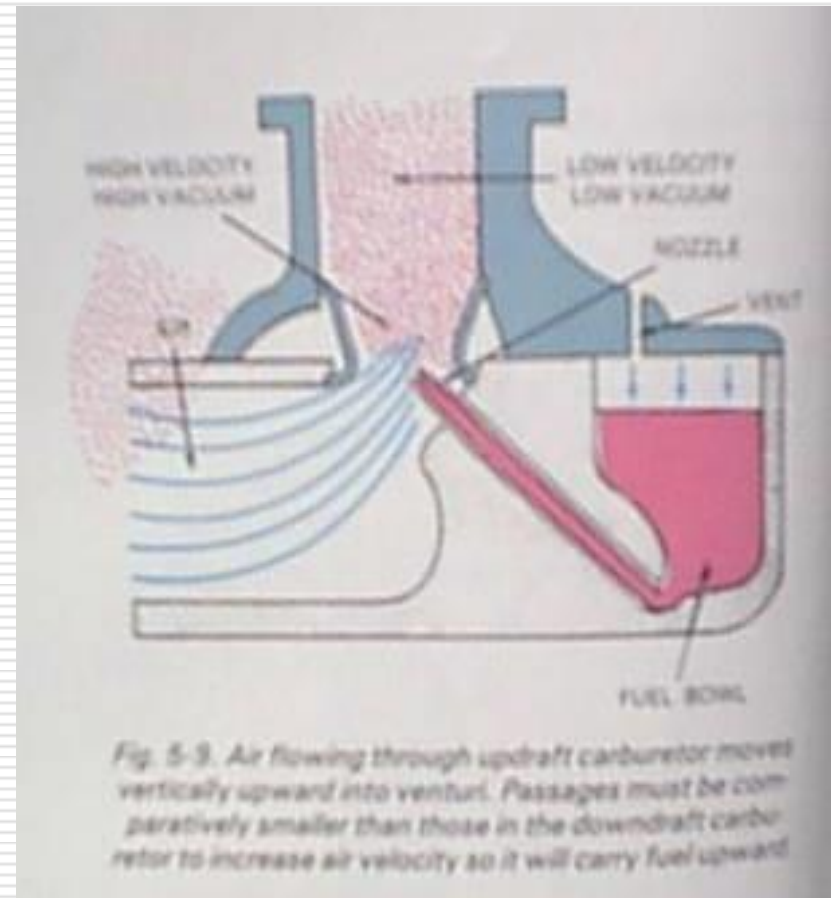
Natural Draft Carburetor

- This carburetor is used where there is little space on top of the engine. The air horizontally into the manifold.



Updraft Carburetors

- This type is placed low on the engine and use a gravity fed-fuel supply. In other words, the tank is above the carburetor and the fuel falls to it.



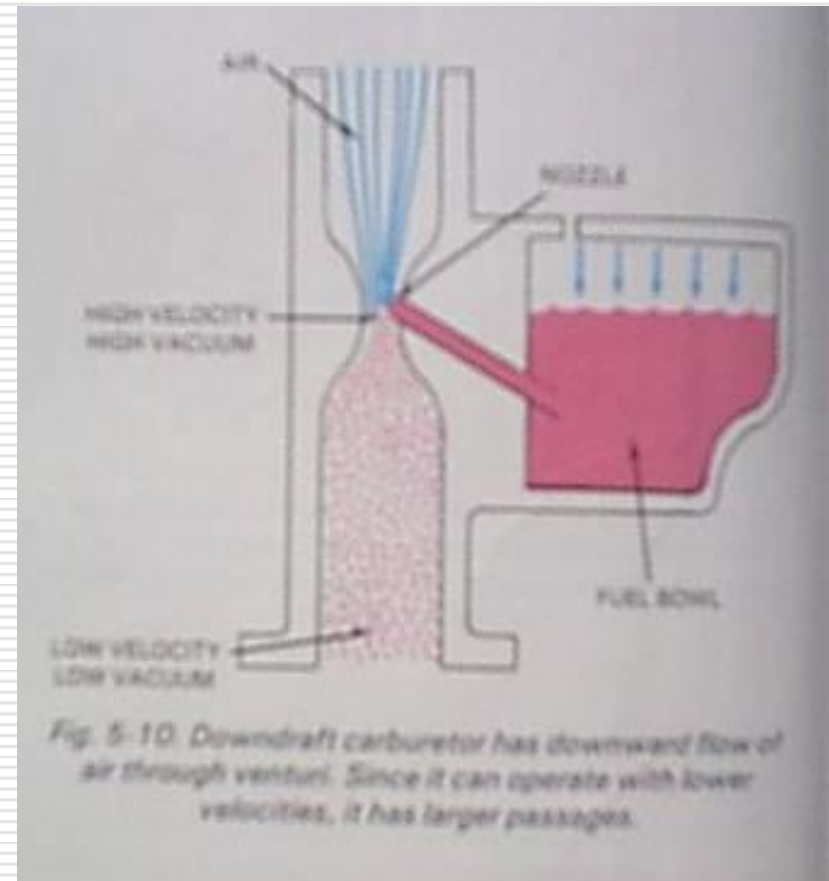
Updraft Carburetors

- ❑ Even this carburetor uses gravity to receive the fuel from the tank, the air-fuel mixture must be forced upward into the engine.



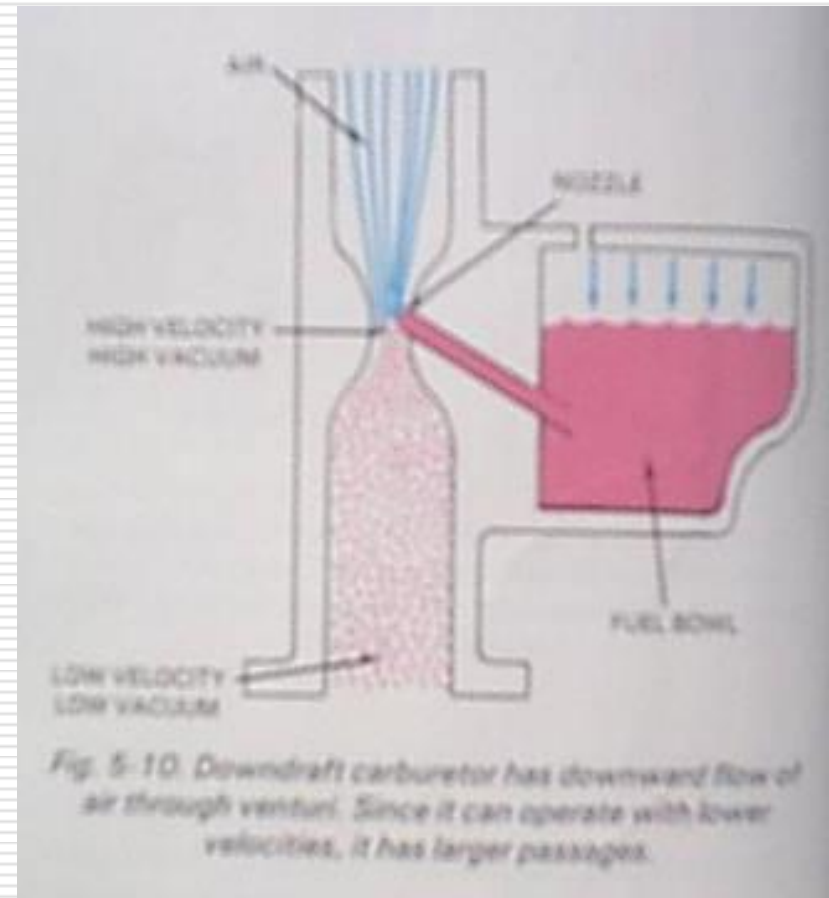
Downdraft Carburetors

- This carburetor operates with lower air velocities and larger passages. This is because gravity assists the air-fuel mixture flow to the cylinder.



Down-draft Carburetors

- The downdraft carburetor can provide large volumes of fuel when needed for high speed and high power output.



Float-Type Carburetor

- A Float is a small sealed vessel made of brass or plastic. It maintains a constant level of fuel in the float bowl.



Float-Type Carburetors

- The float works much like one in a watering system, opening and closing a needle valve as the float lowers or raises.



The Choke

- The choke is a round disc mounted on a shaft located at the intake end of the carburetor.
-

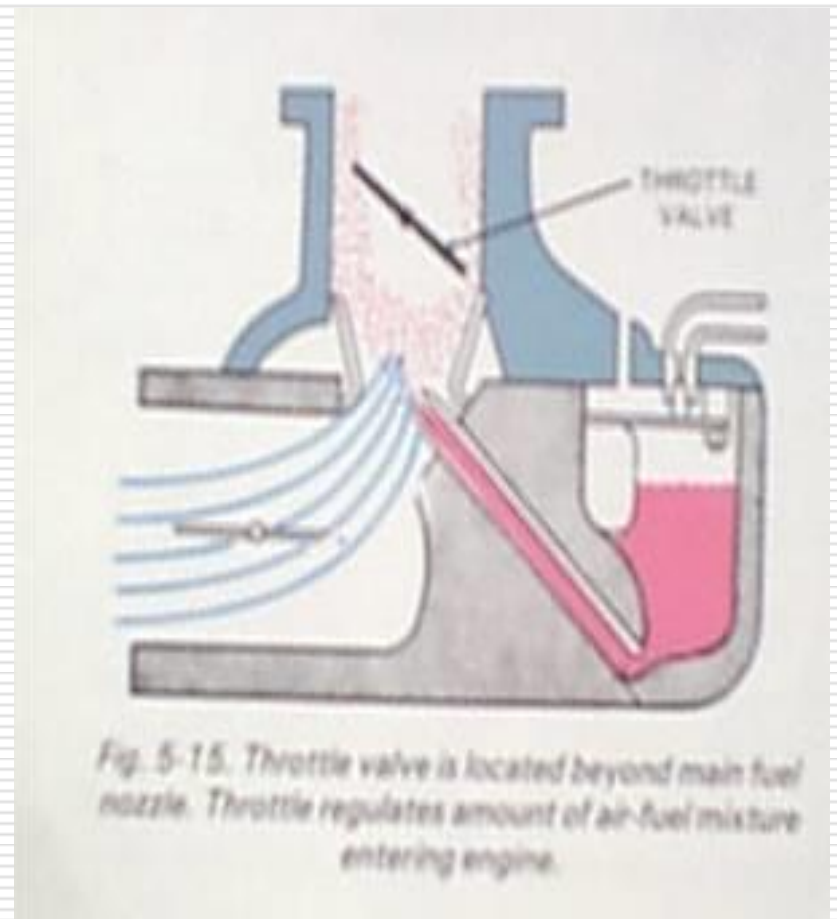
The Choke

- Since cold fuel is hard to vaporize, the choke is used during cold engine starts to provide a rich mixture to the carburetor in order to get the engine started.



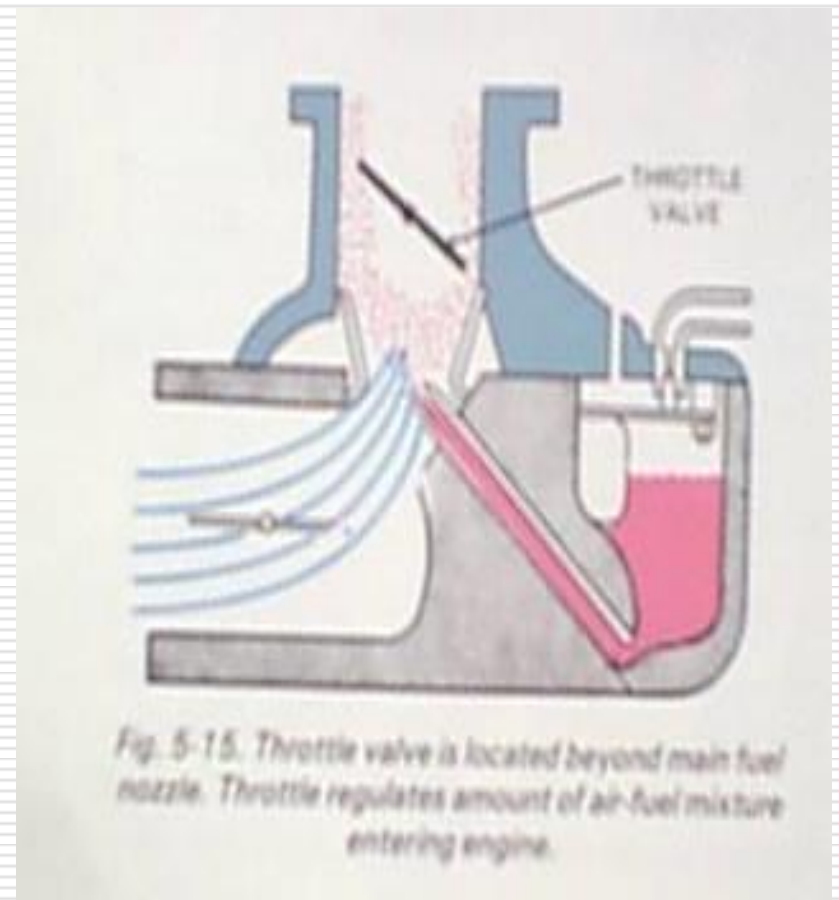
The Throttle

- The throttle is a round disc mounted on a shaft beyond the main fuel nozzle in the carburetor.



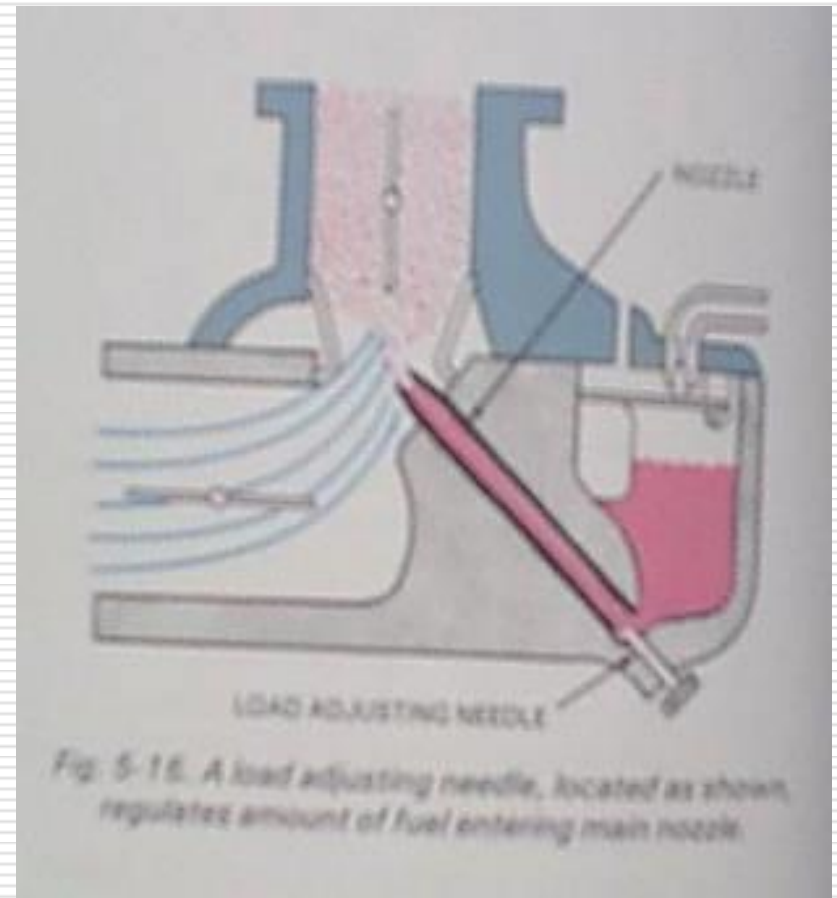
The Throttle

- It regulates the amount of air-fuel mixture entering the cylinder.



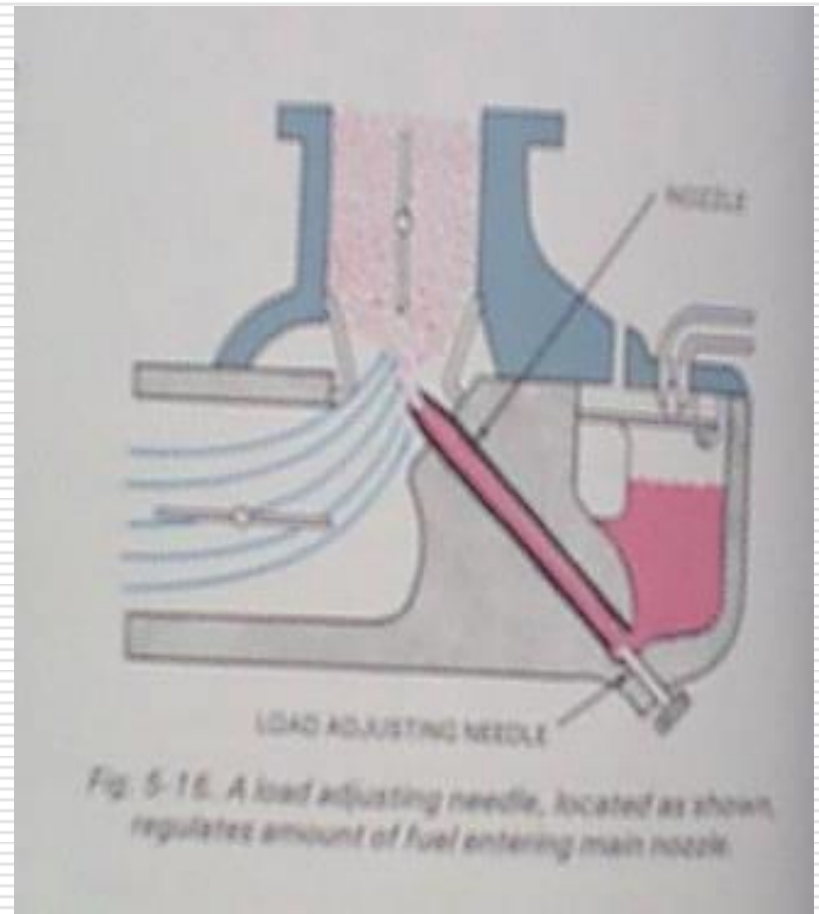
Load Adjustment

- The amount of fuel entering the main discharge nozzle is sometimes regulated by a load adjusting needle.



Load Adjustment

- ❑ Many carburetors today have a fixed jet or orifice which is preset to allow the proper amount of flow. These carburetors are non-adjustable.



The Primer

- Many small engines have hand operated plunger called a primer. When depressed it forces additional fuel through the main nozzle prior to starting a cold engine.



Diaphragm Carburetors

- This type does not have a float, rather the difference between atmospheric pressure and the vacuum created in the engine pulsates a flexible diaphragm.
-

Diaphragm Carburetors

- The pulsation of the diaphragm takes place on every intake and compression stroke.



Fig. 5-26. A diaphragm, control needle, and needle seat used in a diaphragm carburetor system. (Deere & Co.)

Throttle Controls

- A basic manual throttle control consists of either mechanical linkage or flexible cable.



Throttle Controls

- This linkage manually opens and closes the throttle valve to obtain the desired engine speed.

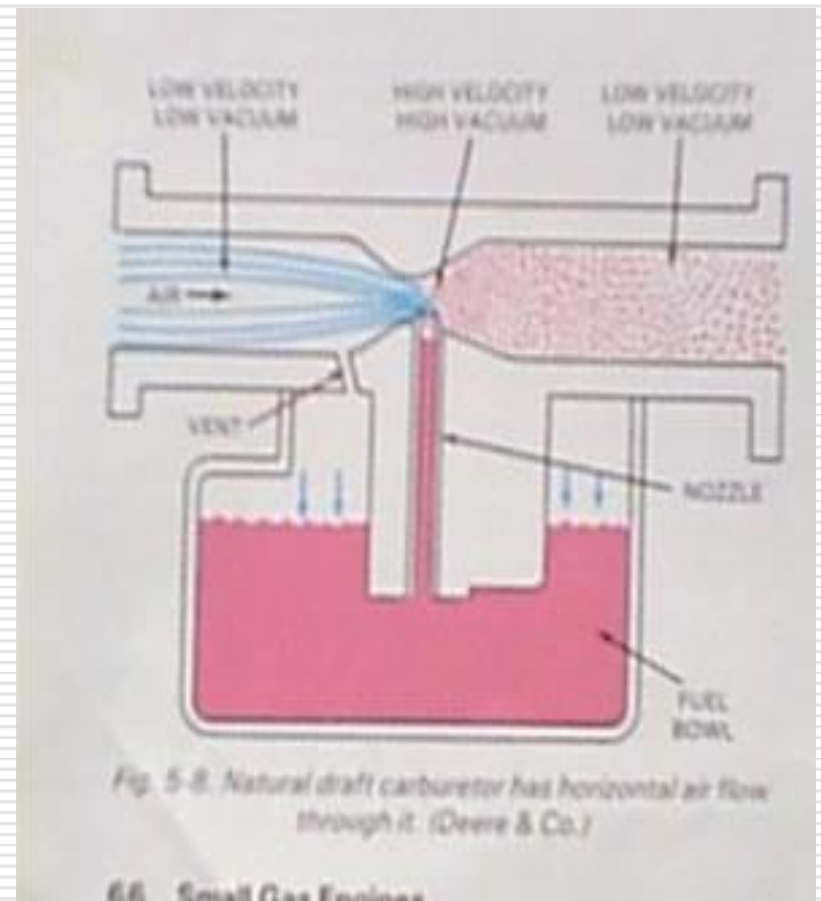


Summary

- ❑ Small engines have one of the following types of carburetors:
 - ❑ Natural or side draft
 - ❑ Updraft
 - ❑ Downdraft
-

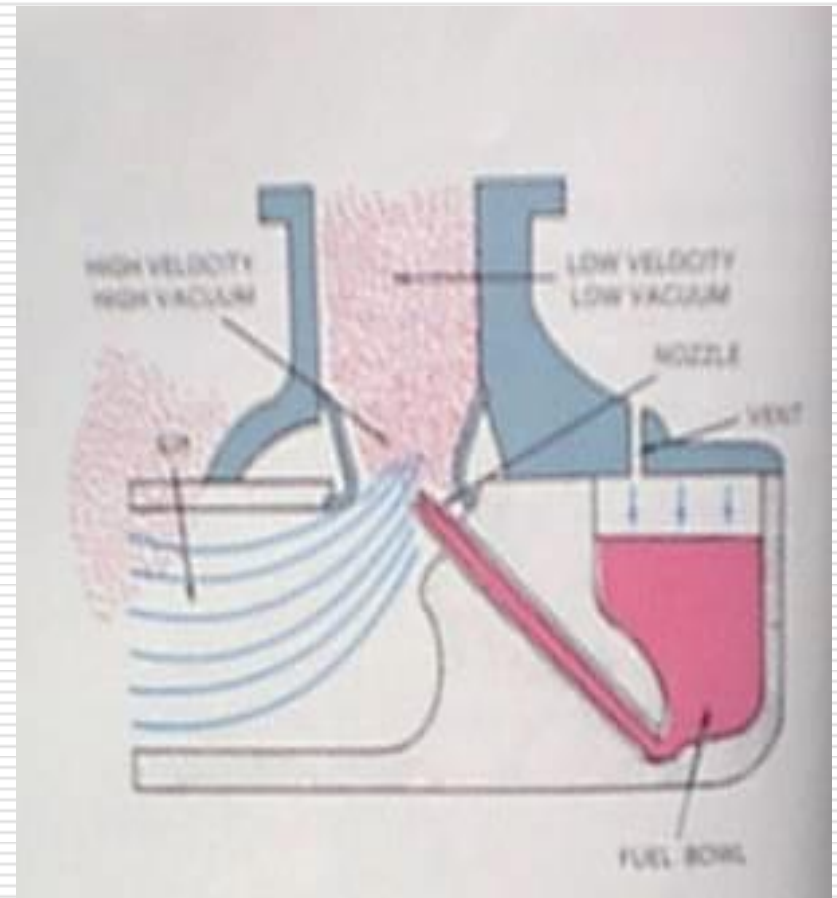
Summary

- The natural or side draft carburetor is used when there is little space on top of the engine. The air flows horizontally into the manifold.



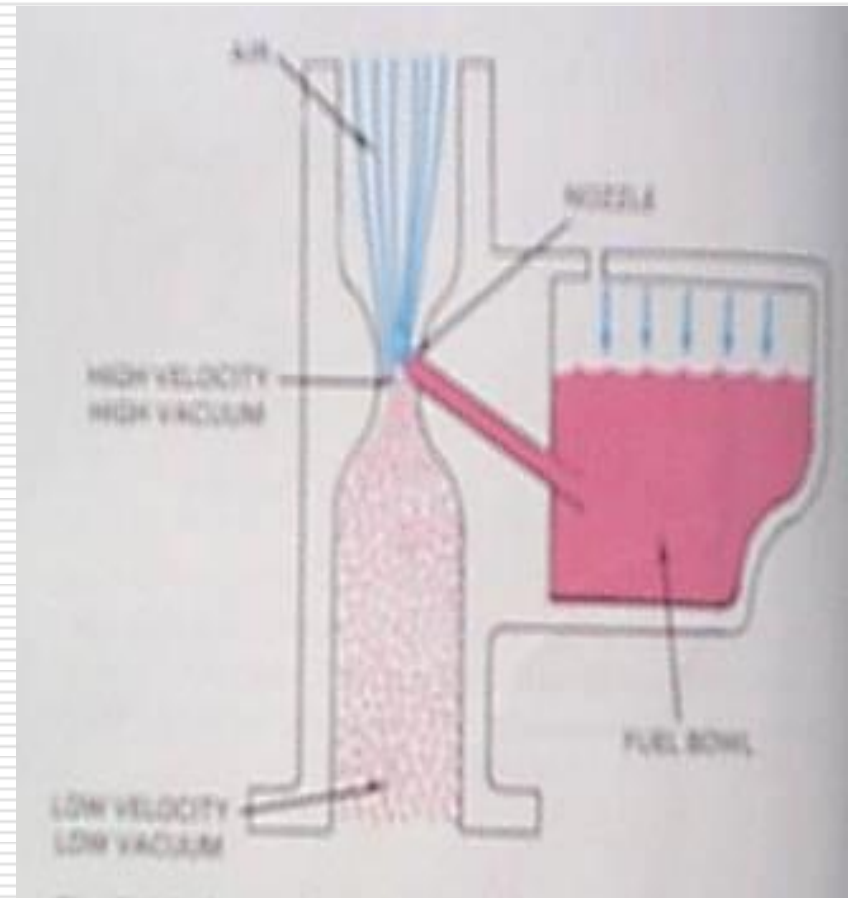
Summary

- The updraft carburetor is placed low on the engine and uses a gravity-fed fuel supply.
- The air-fuel mixture is forced upward into the engine.



Summary

- The downdraft carburetor operates with lower air velocities and larger passages.
- It provides larger volumes of fuel when needed.



Summary

- ❑ Some carburetors are either float type or diaphragm carburetors.
 - ❑ The float type uses a float to maintain a constant level of fuel in the fuel bowl
 - ❑ The diaphragm carburetor uses differences in atmospheric pressure and vacuum pressure to pulsate a diaphragm to pump fuel.
-